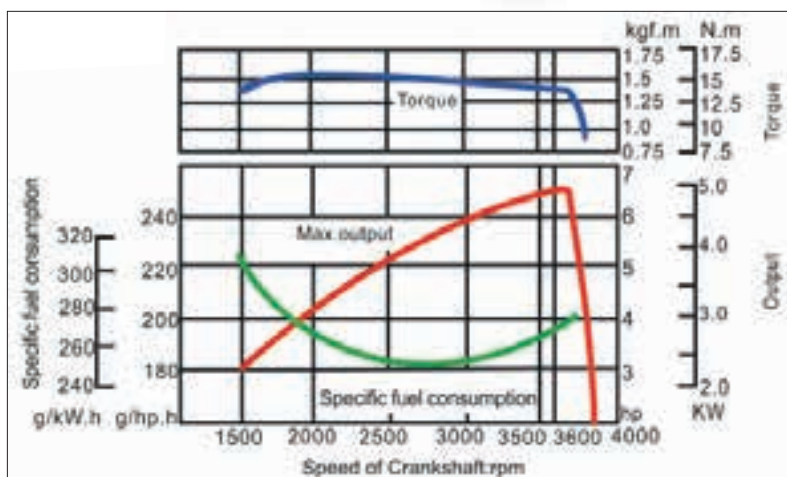


HL 178

HP 6



POWERED by
HAILIN
diesel expert



HL 178 FA G4-L

MOTORE - ENGINE

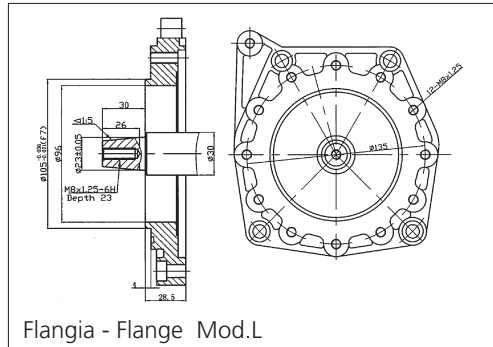
Carburante <i>Fuel</i>	Max. potenza resa <i>Max. output</i>	Potenza uso continuo <i>Continuos output</i>	Sistema avviamento <i>Starting system</i>	Cilindrata <i>Displacement</i>	Giri motore <i>Engine speed</i>
type	HP	HP	type	cc	r.p.m.
Diesel	6	5,5	manuale - elettrico <i>recoil - electric</i>	306	3600

Capacità serbatoio <i>Tank capacity</i>	Capacità serbatoio olio <i>Oil tank capacity</i>	Rumorosità <i>Noise</i>	Alesaggio corsa <i>Bore Stroke</i>	Dimensioni <i>Dimensions</i>	Peso a secco <i>Dry weight</i>
lt	lt	≤7m dB (A)	mm	mm	Kg
3,5	1,1	85	78 x 64	383 x 421 x 450	38

VERSIONE / VERSIONS



Albero conico D. 23 - Type shaft



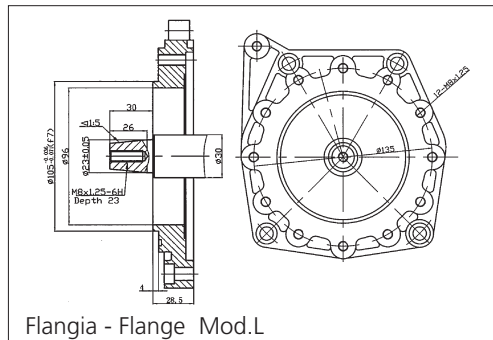
Flangia - Flange Mod.L

HL 178 FA-G4 L

- Albero Conico D.23
- Avviamento Manuale
- Filtro Aria bagno olio



Albero conico D. 23 - Type shaft



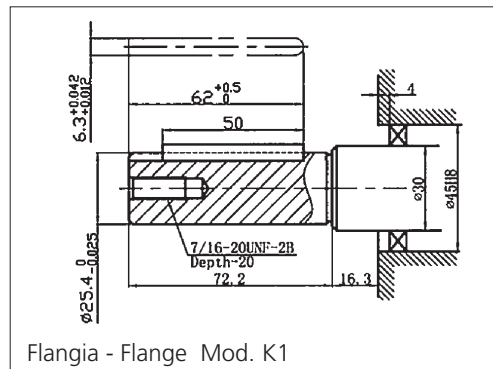
Flangia - Flange Mod.L

HL 178 FA-E G4 L

- Albero Conico D.23
- Avviamento Elettico
- Filtro Aria bagno olio



Albero cilindrico D.25.4
Cilindric shaft



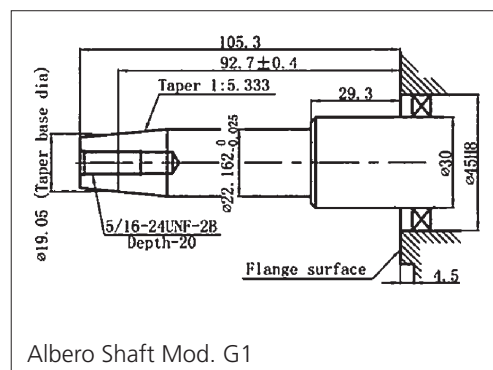
Flangia - Flange Mod. K1

HL 178 FA-E K1

- Albero Cilindrico D.25.4
- Avviamento Elettico
- Filtro Aria secco



Albero lungo generatore
Generator shaft



Albero Shaft Mod. G1

HL 178 FA-E G1

- Albero lungo generatore
- Avviamento Elettico
- Filtro Aria secco